

# SafeStrainer

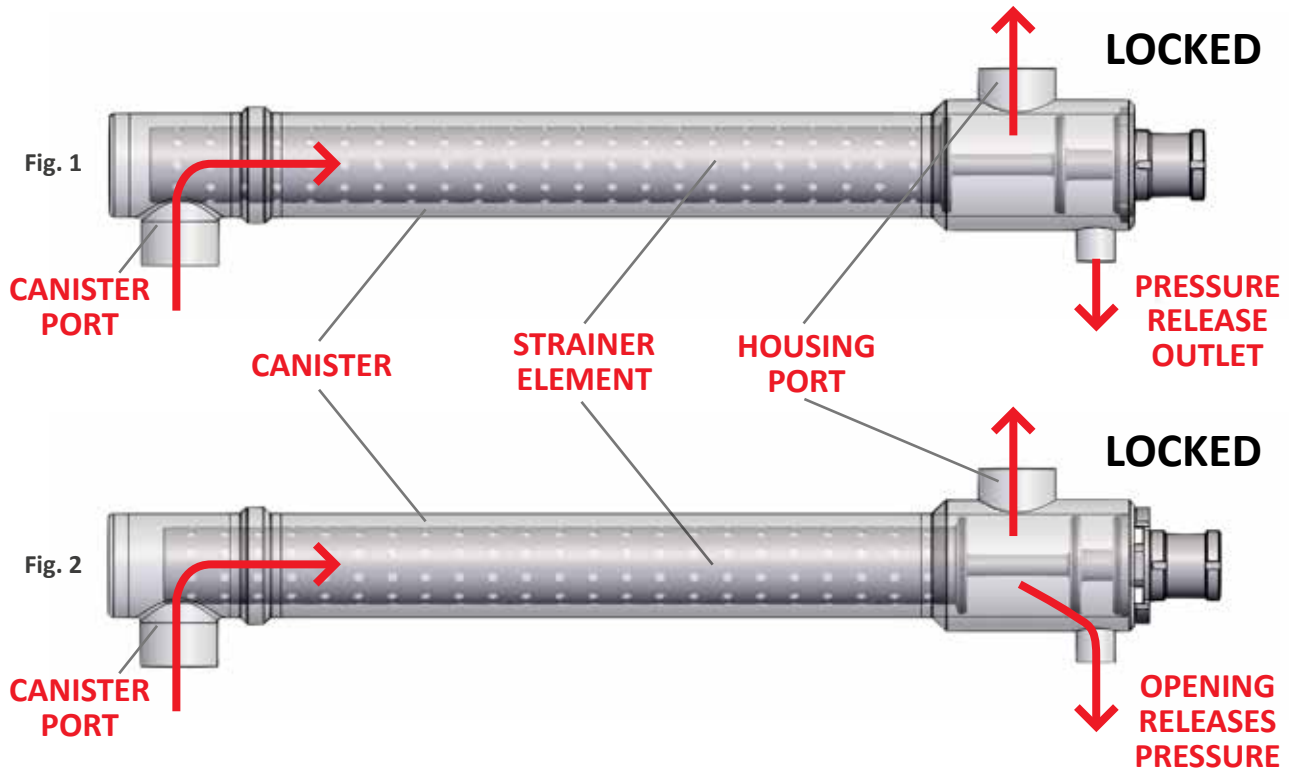


**PROCESSTEC**  
GET TOMORROW'S TECHNOLOGY TODAY

# SafeStrainer by PROCESSTEC

## INTRODUCTION

The **SafeStrainer** is a sanitary process cleaning component for a diverse range of applications. The **SafeStrainer** was designed to eliminate the potential hazards often associated with high pressure or high temperature systems.



## FILTER ELEMENT OPTIONS

The **SafeStrainer** is completely customizable to suit your specific application.

**M**  
Mesh



Fig. 3

**W**  
Wedgewire



Fig. 4

**P**  
Perforated  
Cylinder



Fig. 5

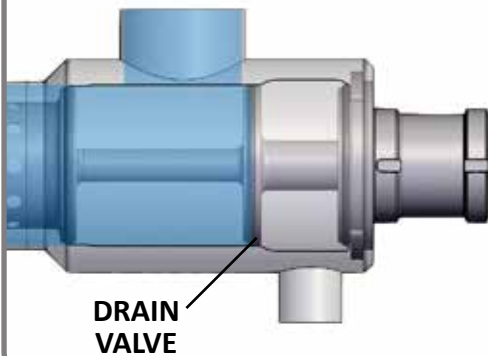
Filter Elements are available in many sizes, from as small as 2 um (Mesh), to as large as 5000 um (Perforated).

# SafeStrainer Unlocking Steps

## HOW THE SAFE LOCK WORKS

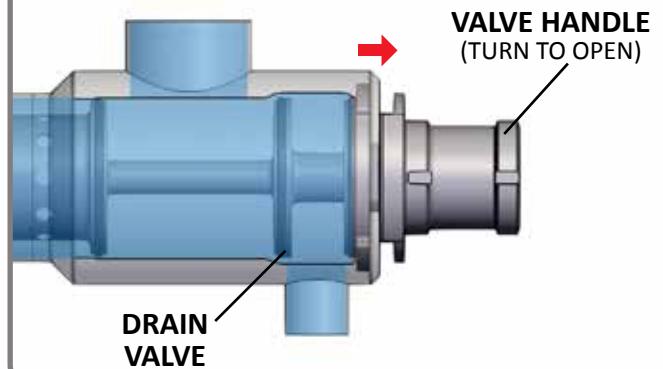
### 1 - PRODUCTION

Strainer Locked,  
Drain Valve Closed,  
Ready for Production



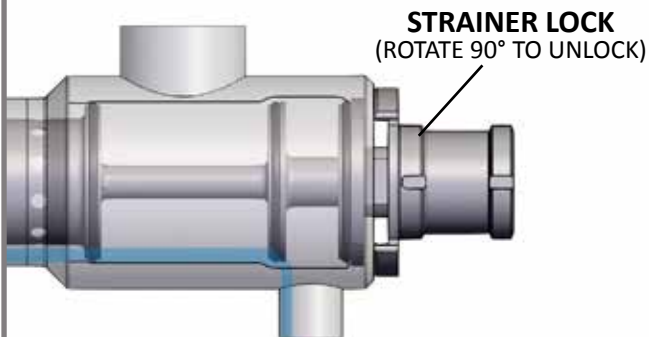
### 2 - DRAINING

Strainer Locked,  
Drain Valve Opened,  
Pressure Released to Drain



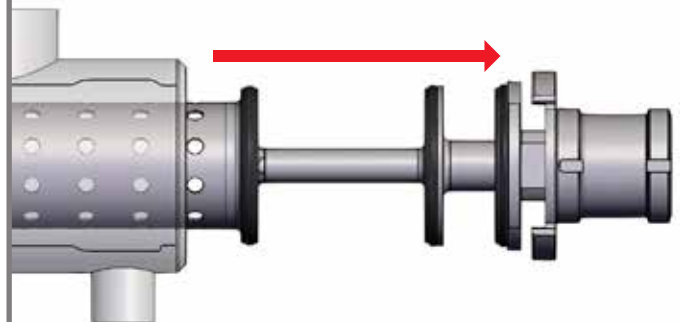
### 3 - UNLOCKING

Strainer Drained,  
Drain Valve Opened,  
Ready for Unlocking



### 4 - REMOVING

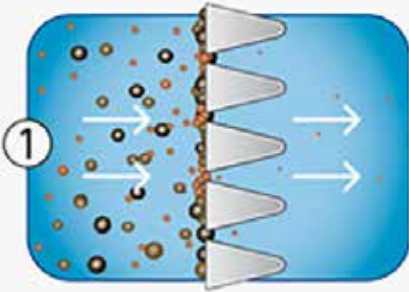
Strainer Unlocked,  
Ready for Removal



# SafeStrainer Designated Use

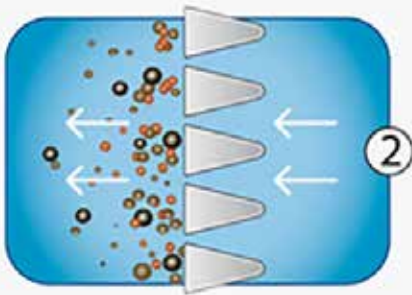
## WEDGEWIRE

Fig. 6 Filtering



**FILTER CYCLE:** during the filter cycle, the solids are deposited on the smooth surface. This 'cake' acts as an extra filter for finer particles. The fines that slip through do not become lodged in the conical slots.


Fig. 7 Backwashing



**BACKWASH CYCLE:** by reversing the flow, the cake and dirt are removed from the filter surface.


**INSIDE  
FLUSH  
WEDGEWIRE  
CYLINDER**

Fig. 8




**OUTSIDE  
FLUSH  
WEDGEWIRE  
CYLINDER**

Fig. 9

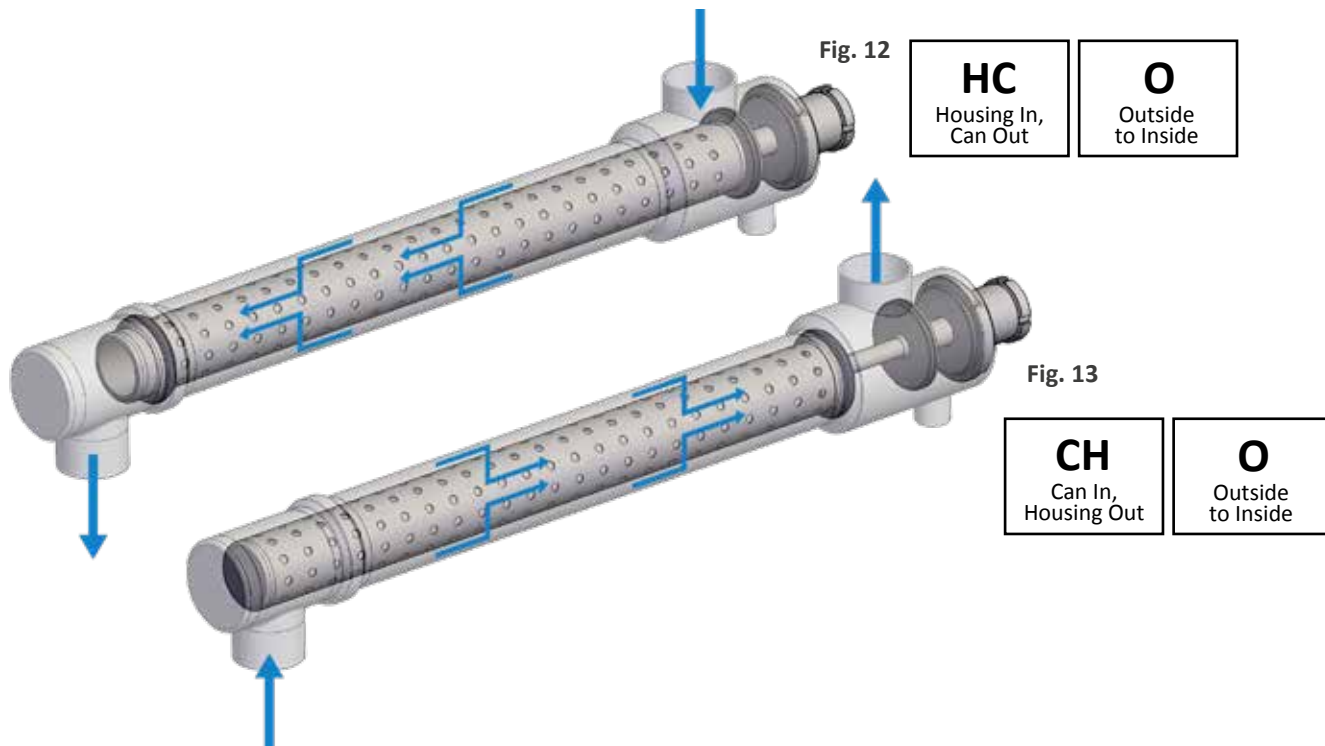


# SafeStrainer Housing Flow Directions

## INSIDE TO OUTSIDE FLUSH



## OUTSIDE TO INSIDE FLUSH





# SafeStrainer Configuration Chart

## CONFIGURATION CHART

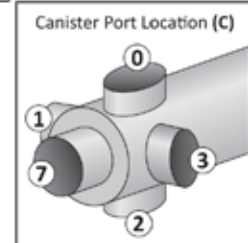
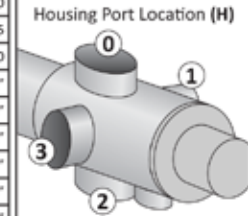
Below is a Configuration Chart showing all the available options for the **PROCESSTEC SafeStrainer**. It is formatted in such a way that each unique configuration can be identified by the specific code on the part using this chart as a quick reference guide.

Examples of the formatting would be:

**1HCOW5EC25BWC25BWH0**

**2CHIP5000HC4051C4051C3**

1	2	3	4	5	6	7	8	9	10	11	12
SafeStrainer Size	Housing Flow Direction	Incidental Filter Flow	Filter Element	Gap / Pore Size	Elastomers	Housing Port	Housing Process Connection	Canister Port	Canister Process Connection	Housing Port Arrangement	Canister Port Arrangement
1 DN25 - 50 1" - 2"	HC Housing In, Can Out	O Outside to Inside	M Mesh	1 1um (M) 5 5um (M) 10 10um (M)	F FKM	C10 OD1" C15 OD1.5" C20 OD2" C25 OD2.5" C30 OD3" C40 OD4" C50 OD5" C60 OD6" A25 DN25 A32 DN32 A40 DN40 A50 DN50 A65 DN65 A80 DN80 A100 DN100 A125 DN125 A150 DN150 B10 1" B15 1.5" B20 2" B25 2.5" B30 3" B40 4" B60 6"	BW Butt Weld	C10 OD1" C15 OD1.5" C20 OD2" C25 OD2.5" C30 OD3" C40 OD4" C50 OD5" C60 OD6" A25 DN25 A32 DN32 A40 DN40 A50 DN50 A65 DN65 A80 DN80 A100 DN100 A125 DN125 A150 DN150 B10 1" B15 1.5" B20 2" B25 2.5" B30 3" B40 4" B60 6"	BW Butt Weld	H0 Housing 12 Can Horizontal	C0 Housing 12 Can 12
2 DN65 - 100 2.5" - 4"	CH Can In, Housing Out	I Inside to Outside	W Wedgewire	25 25um (W) 50 50um (W) 100 100um (W) 150 150um (W) 200 200um (W) 250 250um (W) 300 300um (W)	E EPDM	TC Tri Clamp	TC Tri Clamp	TC Tri Clamp	TC Tri Clamp	H1 Housing 3 Can Horizontal	C1 Housing 12 Can 3
3 DN125 - 150 5" - 6"			P Perforated Cylinder	500 500um (P) 750 750um (P) 1000 1000um (P) 1500 1500um (P) 2000 2000um (P) 3000 3000um (P) 5000 5000um (P)	P PERLAST	64 DIN 11864 (Groove End)	64 DIN 11864 (Groove End)	64 DIN 11864 (Groove End)	64 DIN 11864 (Groove End)	H2 Housing 6 Can Horizontal	C2 Housing 12 Can 6
					H HNBR	51 DIN 11851 (Groove End)	51 DIN 11851 (Groove End)	51 DIN 11851 (Groove End)	51 DIN 11851 (Groove End)	H3 Housing 9 Can Horizontal	C3 Housing 12 Can 9
											C7 Housing 12 Can Horizontal



**Customized Solutions are available upon request.**

# SafeStrainer Sizing Chart

## SIZING CHART

Safe Strainer Size	Code	Size	DIN Norm	Old Norms	Outside Dia.	WS
<b>1</b>	C10	OD1.0"	11866_C	OD, ASME, A270	25.4mm	1.65mm
	C15	OD1.5"	11866_C	OD, ASME, A270	38.1mm	1.65mm
	C20	OD2.0"	11866_C	OD, ASME, A270	50.8mm	1.65mm
<b>2</b>	C25	OD2.5"	11866_C	OD, ASME, A270	63.5mm	1.65mm
	C30	OD3.0"	11866_C	OD, ASME, A270	76.2mm	1.65mm
	C40	OD4.0"	11866_C	OD, ASME, A270	101.6mm	2.11mm
<b>3</b>	C50	OD5.0"	11866_C	OD, ASME, A270	127.0mm	2.11mm
	C60	OD6.0"	11866_C	OD, ASME, A270	152.4mm	2.11mm
<b>1</b>	A25	DN25	11866_A	DIN 11850	28.0mm	1.5mm
	A32	DN32	11866_A	DIN 11850	34.0mm	1.5mm
	A40	DN40	11866_A	DIN 11850	40.0mm	1.5mm
	A50	DN50	11866_A	DIN 11850	52.0mm	1.5mm
<b>2</b>	A65	DN65	11866_A	DIN 11850	70.0mm	2.0mm
	A80	DN80	11866_A	DIN 11850	85.0mm	2.0mm
	A100	DN100	11866_A	DIN 11850	104.0mm	2.0mm
<b>3</b>	A125	DN125	11866_A	DIN 11850	129.0mm	2.0mm
	A150	DN150	11866_A	DIN 11850	154.0mm	2.0mm
<b>1</b>	B10	1.0"	11866_B	ISO-2037	42.4mm	2.0mm
	B15	1.5"	11866_B	ISO-2037	48.3mm	2.0mm
	B20	2.0"	11866_B	ISO-2037	60.3mm	2.0mm
<b>2</b>	B25	2.5"	11866_B	ISO-2037	76.1mm	2.0mm
	B30	3.0"	11866_B	ISO-2037	88.9mm	2.0mm
<b>3</b>	B40	4.0"	11866_B	ISO-2037	114.3mm	2.0mm
	B60	6.0"	11866_B	ISO-2037	139.7mm	2.6mm

## Some of the Industries we serve



DAIRY



JUICES



FRUITS



PERSONAL  
CARE



TOMATO



BEVERAGES



SAUCES



INFANT  
FORMULA



PROCESSED  
FOODS



PROCESSED  
MEAT



BAKERY



CONFECTIONERY



PASTRIES



OILS



FRAGRANCE



CHEMICALS



PAINTS



VARNISHES



OINTMENTS



PHARMACEUTICALS

The **PROCESSTEC SafeStrainer** is designed for use in the Food Industry, and is entirely constructed according to 3A requirements.

**Maximum Pressure:** 25 bar (360 psi)

*Units with pressures greater than 10 bar, require certification.*

**Material:** Stainless AISI-316

**Default Elastomer:** FKM

**Assembling  
SafeStrainer  
VIDEO**



**Disassembling  
SafeStrainer  
VIDEO**



**Date Published:** February 20th, 2023

**Processtec, Inc.**  
345 E Tulare Ave. Unit E  
Visalia, CA 93277

**Phone:** +1 (559) 429-4227  
**Fax:** +1 (559) 429-4228

**Email:** [info@processtec.com](mailto:info@processtec.com)  
**[www.processtec.com](http://www.processtec.com)**